



► **PROFILE**

DRDGOLD Limited (DRDGOLD) is a medium-sized, unhedged gold producer with investments in South Africa and Australasia. Incontrovertibly bullish about its product, the company has recently concluded an extensive re-focus of its gold interests in both geographical zones, and has started to develop a third sphere of activity in Africa outside South Africa. It has an established operating base and, due to its extensive gold resources, is well positioned to benefit from the strengthening of the gold price, thus continuing to deliver value to all of its shareholders.

DRDGOLD has a primary listing on the JSE Limited and secondary listings on the Nasdaq Capital Market and the London Stock Exchange (LSE).

Ticker symbols: JSE – DRD; Nasdaq – DROOY; LSE – DRD

► **STRUCTURE**

In South Africa, DRDGOLD Limited has an 85% interest in DRDGOLD South African Operations (Pty) Limited (DRDGOLD SA), the balance of which is held by its Black Economic Empowerment (BEE) partner, Khumo Bathong Holdings (Pty) Limited through a wholly owned subsidiary, Khumo Gold.

In terms of the agreement concluded in October 2005, Khumo Gold has an

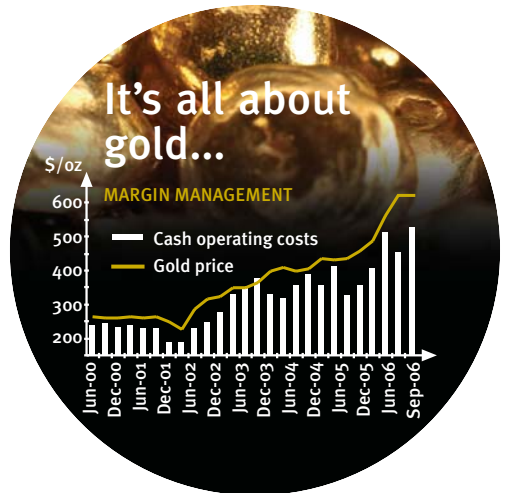
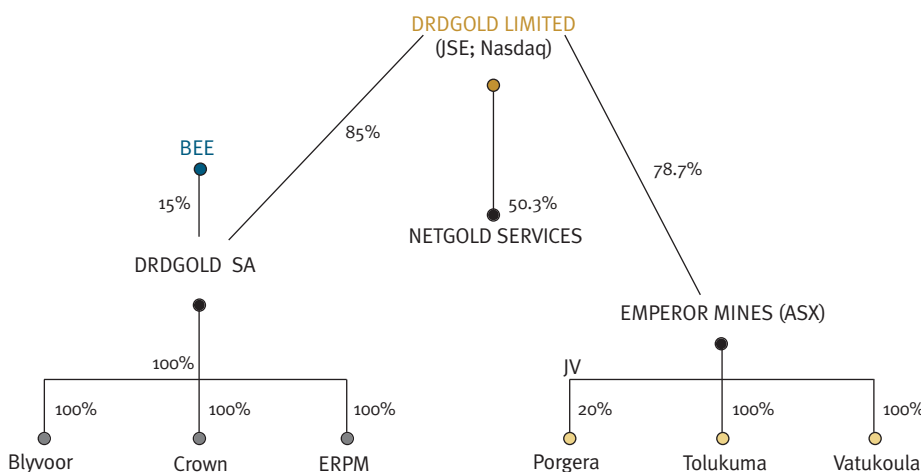
exclusive option to increase its shareholding in DRDGOLD SA to 26%. On 27 October 2006 it was announced that Khumo Gold would acquire further shares to raise its stake in DRDGOLD SA to 20%. In addition, an employee trust promoted by Khumo Gold would acquire a 6% shareholding in DRDGOLD SA. When these acquisitions become effective, it will secure compliance for DRDGOLD with the South African Mining Charter Scorecard's 10-year

target for BEE equity participation at operational level.

DRDGOLD SA wholly owns and operates the Blyvooruitzicht and ERPM gold mining operations and the Crown surface retreatment operations. Each of the South African operations has a significant life-of-mine extension programme in place. In addition, DRDGOLD SA has initiated exploration in respect of its Argonaut prospect, to the south of Johannesburg.

In Australasia, DRDGOLD has a 78.7% interest in Emperor Mines Limited – now the fourth largest gold producer listed on the Australian Stock Exchange – which owns and operates the Tolukuma gold mine in Papua New Guinea (PNG) and the Vatukoula gold mine in Fiji. Emperor also has a 20% stake in the Porgera Joint Venture in PNG. Emperor has established a A\$15 million, two-year exploration programme over its tenements in PNG and Fiji.

DRDGOLD supports gold ownership through its investment in NetGold Services, an affiliate of GoldMoney.com, an Internet company through which gold can be bought and sold.



STRATEGY

DRDGOLD's strategy is to continue to deliver shareholder value through gold production in South Africa and in Australasia, via its 78.7% owned subsidiary, Emperor Mines Limited.

SHARE INFORMATION

- Shares outstanding (as at 30 June 2006): 320 035 078 million
- Free float: 90%
- Share price (52-week range): High: US\$2.02 Low: US\$1.11
- Average daily volume (three months): 2 487 840 (Nasdaq)

CONTACT US

Ilja Graulich
 Group Strategic Development Officer
 E-mail: ilja.graulich@za.drdgold.com
 Tel: +27 11 219 8700 ► Direct: +27 11 219 8707
 Fax: +27 11 476 2637

DRDGOLD Limited
 EBSCO House 4, 299 Pendoring Avenue,
 Blackheath 2195,
 South Africa
 Website: www.drdgold.com

FACT SHEET NOVEMBER 2006

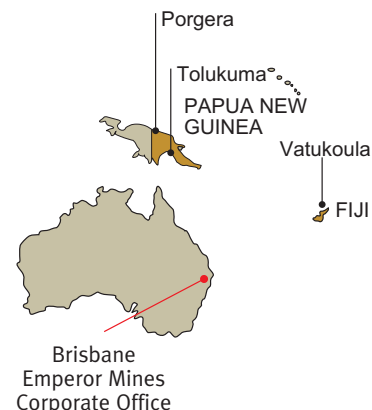
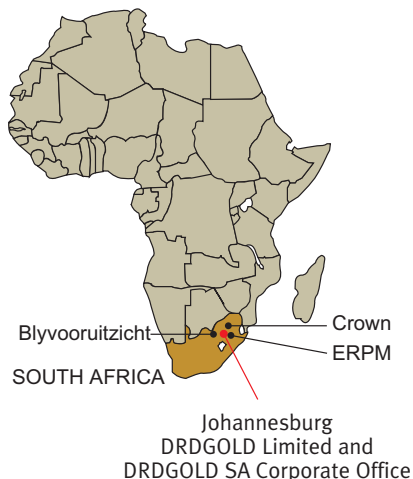
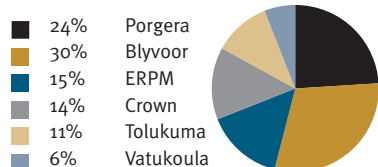
www.drdgold.com

OPERATIONAL REVIEW

DRDGOLD produced 527 401 attributable ounces (oz) of gold in the year to 30 June 2006:

- 315 976 ounces from DRDGOLD SA (85% equity interest), an increase of 25%; and
- 211 425 ounces from Emperor Mines Limited (78.9% equity interest).

ATTRIBUTABLE PRODUCTION



KEY RESULTS SUMMARY

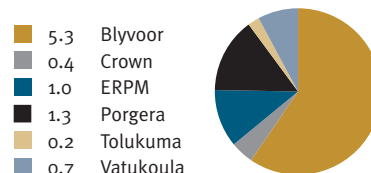
Group		Quarter 30 Sep 2006	Quarter 30 Jun 2006	% Change	Quarter 30 Sep 05
Attributable gold production *					
Australasian operations	oz	58 858	41 676	41	67 920
	kg	1 829	1 296	41	2 113
South African operations	oz	91 339	90 181	1	67 710
	kg	2 841	2 805	1	2 106
Group	oz	150 197	131 857	14	135 630
	kg	4 670	4 101	14	4 219
Cash operating costs					
Australasian operations	US\$ per oz	562	369	(52)	308
	ZAR per kg	129 517	76 189	(70)	64 530
South African operations	US\$ per oz	503	507	1	387
	ZAR per kg	115 821	105 117	(10)	81 260
Group	US\$ per oz	526	463	(14)	342
	ZAR per kg	121 185	95 975	(26)	71 758
Gold price received	US\$ per oz	625	618	1	446
	ZAR per kg	143 963	127 902	13	93 559
Capital expenditure (net)	US\$ million	14.2	14.8	4	5.3
	ZAR million	101.6	95.2	(7)	34.7

* Emperor Mines Limited ("Emperor") consolidated 100% from 6 April 2006 (previously 39.52% attributable) and Crown Gold Recoveries (Pty) Limited ("Crown") which included East Rand Proprietary Mines Limited ("ERPM") consolidated 100% from 1 December 2005 (previously 40% attributable).

TOTAL RESERVES & RESOURCES

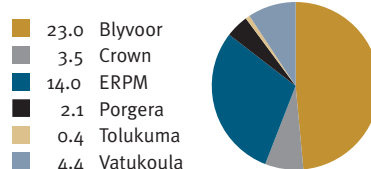
Reserves

South African reserve: 6.7 million oz
 Australasian reserve: 2.1 million oz
Total reserves: 8.8 million oz



Resources

South African resource: 40.6 million oz
 Australasian resource: 7.0 million oz
Total resources: 47.6 million oz



* Mineral reserves and resources as at 30 June 2006

DISCLAIMER

Many factors could cause the actual results, performance or achievements to be materially different from any future results, performance or achievements that may be expressed or implied by such forward-looking statements, including, among others, adverse changes or uncertainties in general economic conditions in the markets we serve, a drop in the gold price, a continuing strengthening of the Rand against the Dollar, regulatory developments adverse to DRDGOLD or difficulties in maintaining necessary licences or other governmental approvals, changes in DRDGOLD's competitive position, changes in business strategy, any major disruption in production at key facilities or adverse changes in foreign exchange rates and various other factors.

These risks include, without limitation, those described in the section entitled "Risk Factors" included in our annual report for the fiscal year ended 30 June 2005, which we filed with the United States Securities and Exchange Commission on 15 December 2005 on Form 20-F. You should not place undue reliance on these forward-looking statements, which speak only as of the date thereof. We do not undertake any obligation to publicly update or revise these forward-looking statements to reflect events or circumstances after the date of this report or to the occurrence of unanticipated events.