




DRDGOLD ▶
LIMITED

www.drdgold.com

**Results for the
quarter ended
30 September 2007**

John Sayers, CEO, DRDGOLD
Niel Pretorius, CEO DRDGOLD SA
1 November 2007



DRDGOLD ▶
LIMITED


Disclaimer

Many factors could cause the actual results, performance or achievements to be materially different from any future results, performance or achievements that may be expressed or implied by such forward-looking statements, including, among others, adverse changes or uncertainties in general economic conditions in the markets we serve, a drop in the gold price, a continuing strengthening of the Rand against the Dollar, regulatory developments adverse to DRDGOLD or difficulties in maintaining necessary licences or other governmental approvals, changes in DRDGOLD's competitive position, changes in business strategy, any major disruption in production at key facilities or adverse changes in foreign exchange rates and various other factors.

These risks include, without limitation, those described in the section entitled "Risk Factors" included in our annual report for the fiscal year ended 30 June 2006, which we filed with the United States Securities and Exchange Commission on 22 December 2006 on Form 20-F. You should not place undue reliance on these forward-looking statements, which speak only as of the date thereof. We do not undertake any obligation to publicly update or revise these forward-looking statements to reflect events or circumstances after the date of this report or to the occurrence of unanticipated events.

www.drdgold.com


2



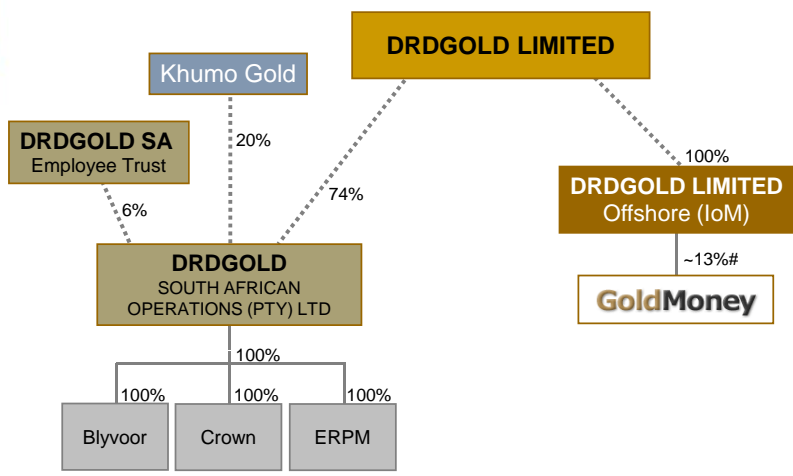
Key features

- R340.9 million realised from sale of 78.72% Emperor stake
- DRDGOLD cash resources rise to R897 million
- 11% increase in SA gold production to 89 157oz
- 136% increase in SA after-tax profit to R18.4 million
- Blyvoor firms up on uranium, sulphur resources
- 236% increase in Blyvoor's surface gold resource to 1.69 million ounces

3
www.drdgold.com



How we look now: group structure



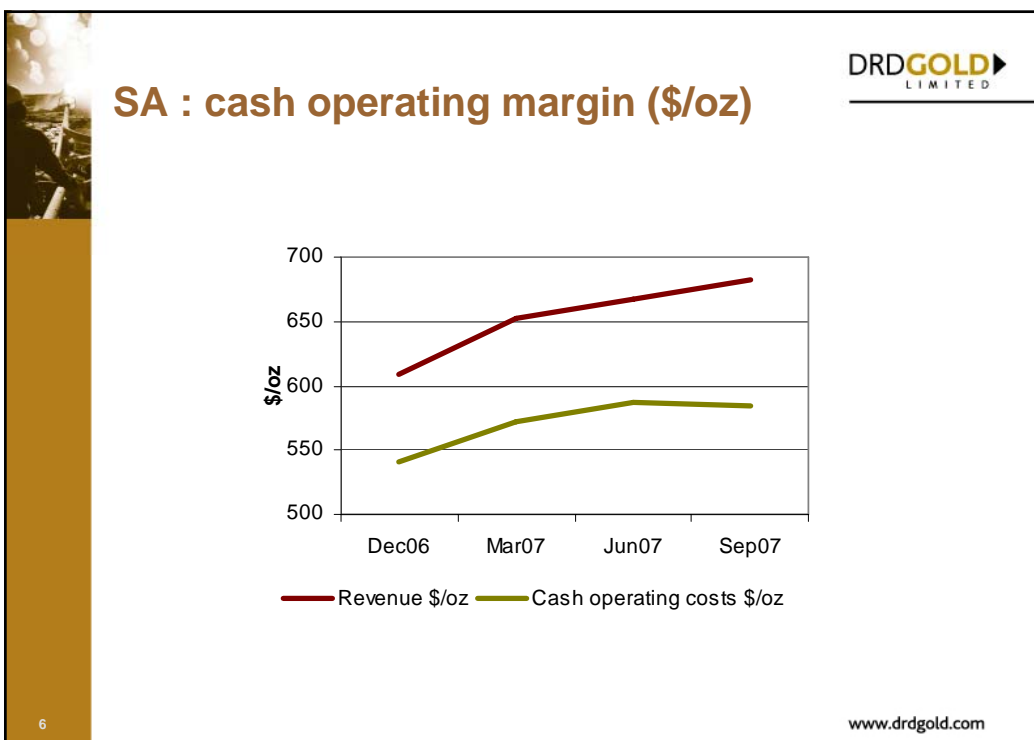
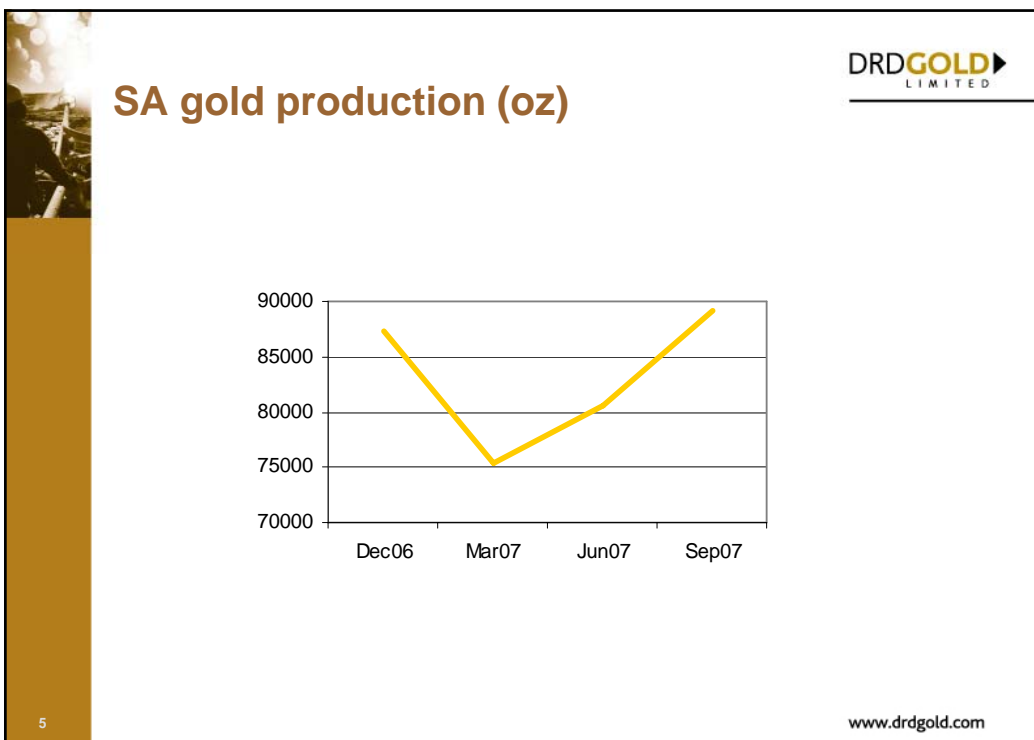
```


graph TD
    DRDGOLD_LIMITED[DRDGOLD LIMITED]
    Khumo_Gold[Khumo Gold]
    DRDGOLD_SA_Employee_Trust[DRDGOLD SA Employee Trust]
    DRDGOLD_SA_OP[DRDGOLD SOUTH AFRICAN OPERATIONS (PTY) LTD]
    DRDGOLD_LIMITED_Offshore[DRDGOLD LIMITED Offshore (IoM)]
    GoldMoney[GoldMoney]
    Blyvoor[Blyvoor]
    Crown[Crown]
    ERPM[ERPM]

    DRDGOLD_LIMITED -.->|20%| Khumo_Gold
    DRDGOLD_LIMITED -.->|74%| DRDGOLD_SA_OP
    DRDGOLD_LIMITED -.->|100%| DRDGOLD_LIMITED_Offshore
    DRDGOLD_SA_Employee_Trust -.->|6%| DRDGOLD_SA_OP
    DRDGOLD_LIMITED_Offshore -.->|~13%#| GoldMoney
    DRDGOLD_SA_OP -.->|100%| Blyvoor
    DRDGOLD_SA_OP -.->|100%| Crown
    DRDGOLD_SA_OP -.->|100%| ERPM
    
```

indirect holding

4
www.drdgold.com






Operational review for the quarter

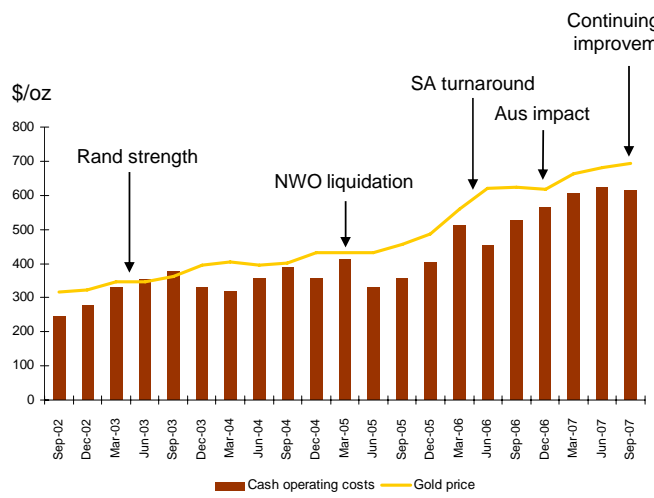
	Cash operating costs (US\$/oz)	Production	Comment
Continued operations*			
Blyvoor	611	39 835	Underground production stabilisation continues
Crown	515	24 371	Infrastructure upgrades pay off
ERPM	608	24 951	Underground, surface production improvements
Average/sub-total	584	89 157	
Discontinued operation**			
Tolukuma	1 017	10 033	

* DRDGOLD 74%
 ** DRDGOLD 78.72%

www.drdgold.com

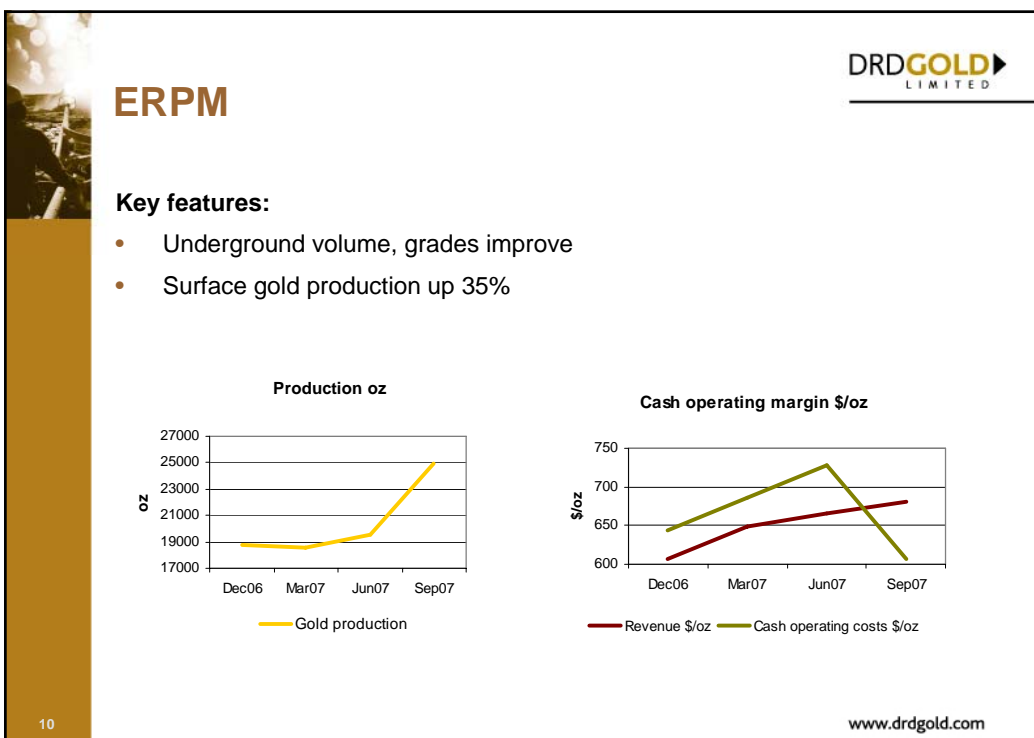
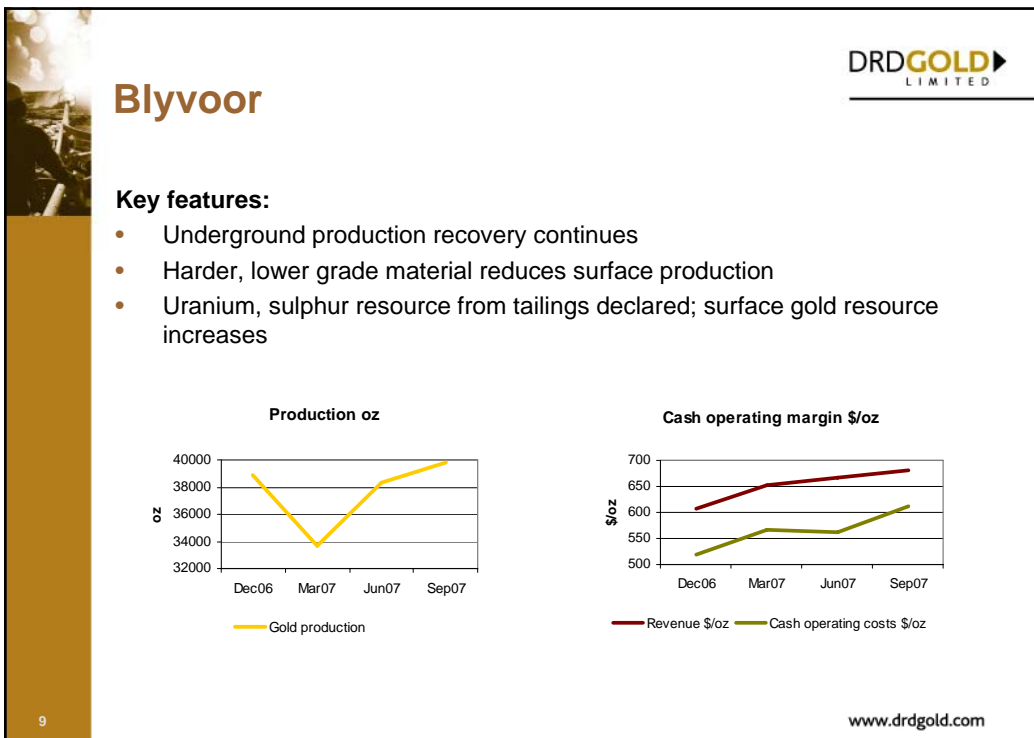


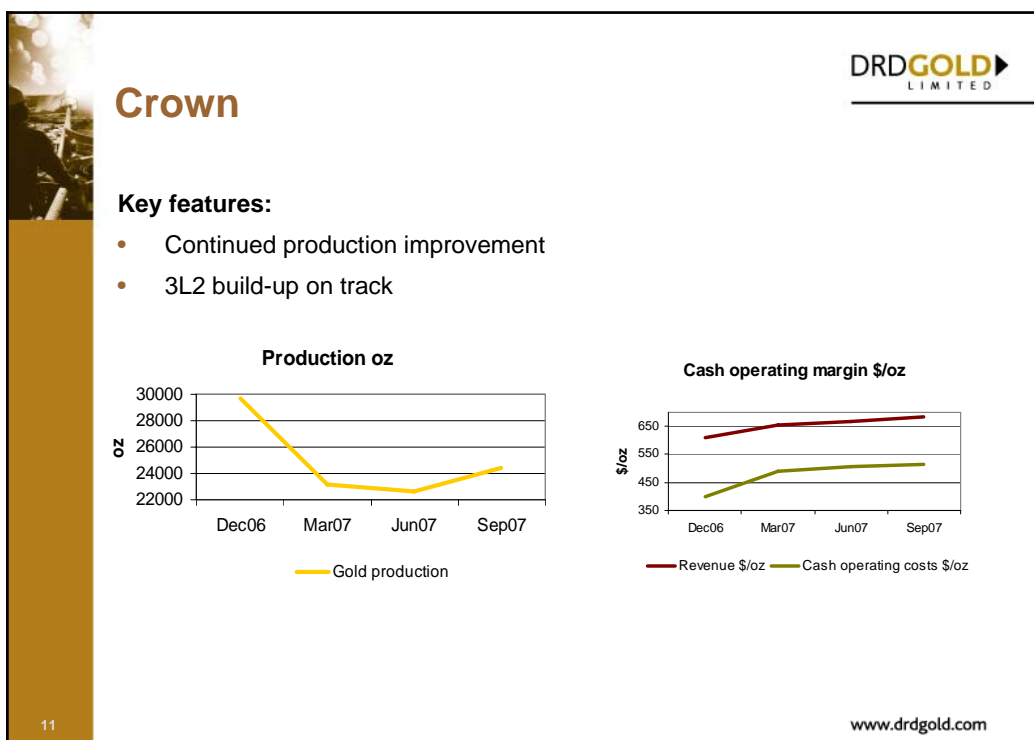
Margin management



■ Cash operating costs — Gold price

www.drdgold.com





DRD GOLD LIMITED

How we look now: balance sheet as at 30 September 2007

	R million
Non-current assets	766.0
Cash and cash equivalents	897.3
Other current assets	279.7
Total assets	1 943.0
Equity	1 251.8
Long-term liabilities	349.9
Current liabilities	341.3
Total equity & liabilities	1 943.0
Current ratio	3.45

www.drdgold.com




Where we stand now

- Out of Australasia
- Firm focus on SA
 - SA operations grow stronger
 - Ergo JV on track
 - underground projects, exploration
- Uranium interest grows
 - Blyvoor surface resource of 17.5 million lbs declared
 - more surface drilling at other SA operations under way

13

www.drdgold.com



Results for the quarter ended 30 September 2007

John Sayers, CEO, DRDGOLD
Niel Pretorius, CEO DRDGOLD SA
1 November 2007

www.drdgold.com