




www.drdgold.com

**Results for the quarter  
and year ended  
30 June 2007**

John Sayers, CEO, DRDGOLD  
Niel Pretorius, CEO DRDGOLD SA  
31 August 2007


**Disclaimer**

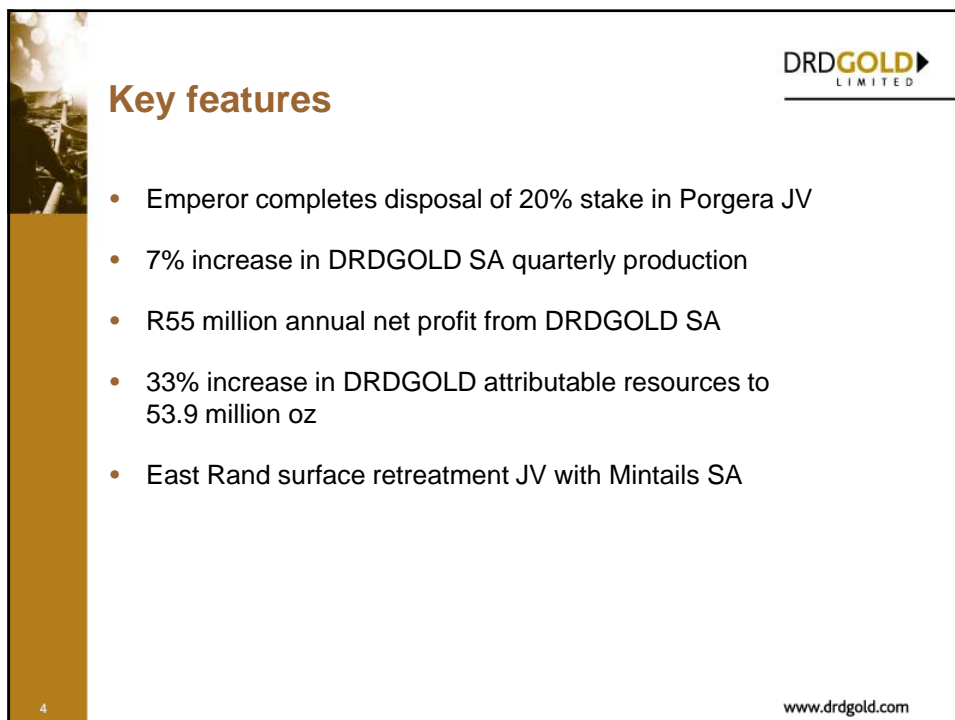
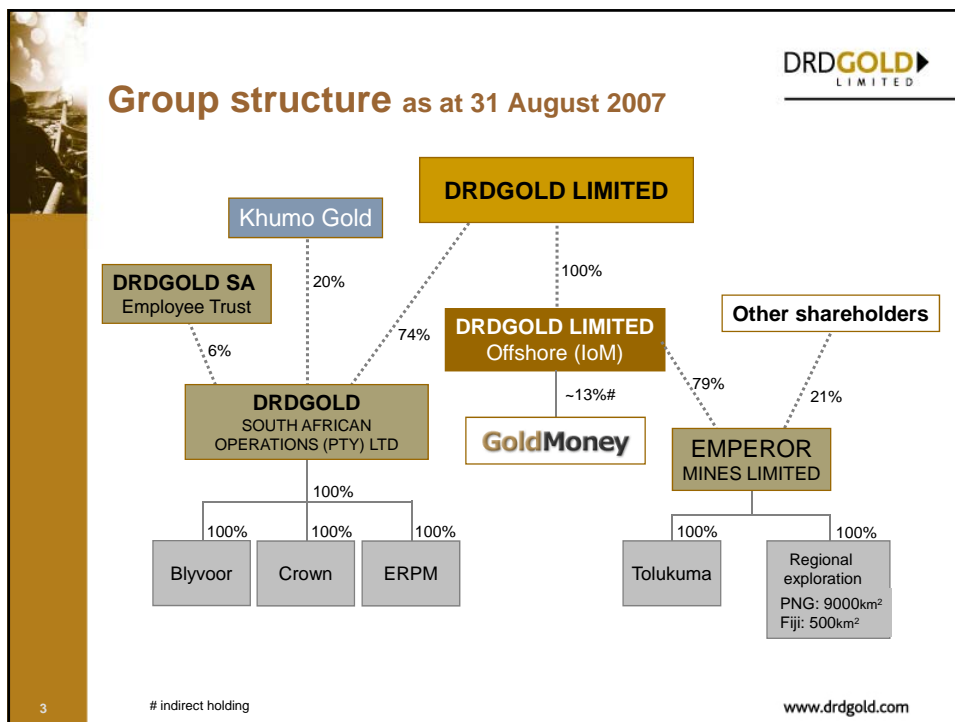
*Many factors could cause the actual results, performance or achievements to be materially different from any future results, performance or achievements that may be expressed or implied by such forward-looking statements, including, among others, adverse changes or uncertainties in general economic conditions in the markets we serve, a drop in the gold price, a continuing strengthening of the Rand against the Dollar, regulatory developments adverse to DRDGOLD or difficulties in maintaining necessary licences or other governmental approvals, changes in DRDGOLD's competitive position, changes in business strategy, any major disruption in production at key facilities or adverse changes in foreign exchange rates and various other factors.*


*These risks include, without limitation, those described in the section entitled "Risk Factors" included in our annual report for the fiscal year ended 30 June 2006, which we filed with the United States Securities and Exchange Commission on 22 December 2006 on Form 20-F. You should not place undue reliance on these forward-looking statements, which speak only as of the date thereof. We do not undertake any obligation to publicly update or revise these forward-looking statements to reflect events or circumstances after the date of this report or to the occurrence of unanticipated events.*

2

www.drdgold.com








## Operational review for the quarter (continued operations)

	Cash operating costs (US\$/Oz)	Production	Comment
<b>South Africa*</b>			
Blyvoor	563	38 291	Underground mining stabilising
Crown	507	22 667	3L2 reclamation begins
ERPM	728	19 547	Underground volumes improve
Average/sub-total	587	80 505	
<b>Australasia**</b>			
Tolukuma	906	10 562	Grade increase

\* DRDGOLD 74%  
\*\* DRDGOLD 78.72%

www.drdgold.com

5



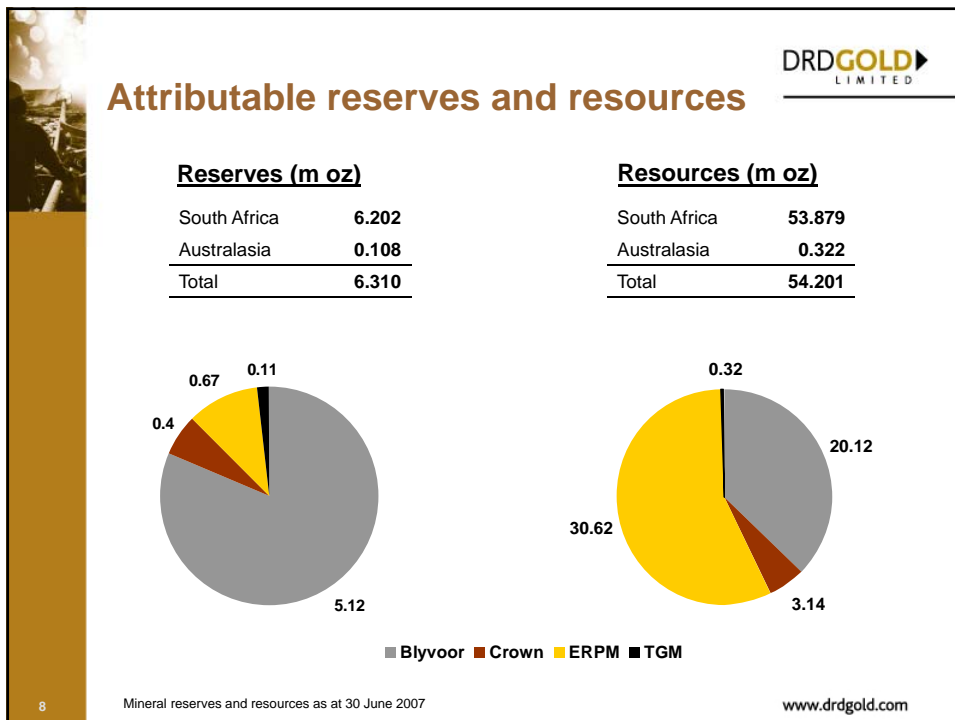
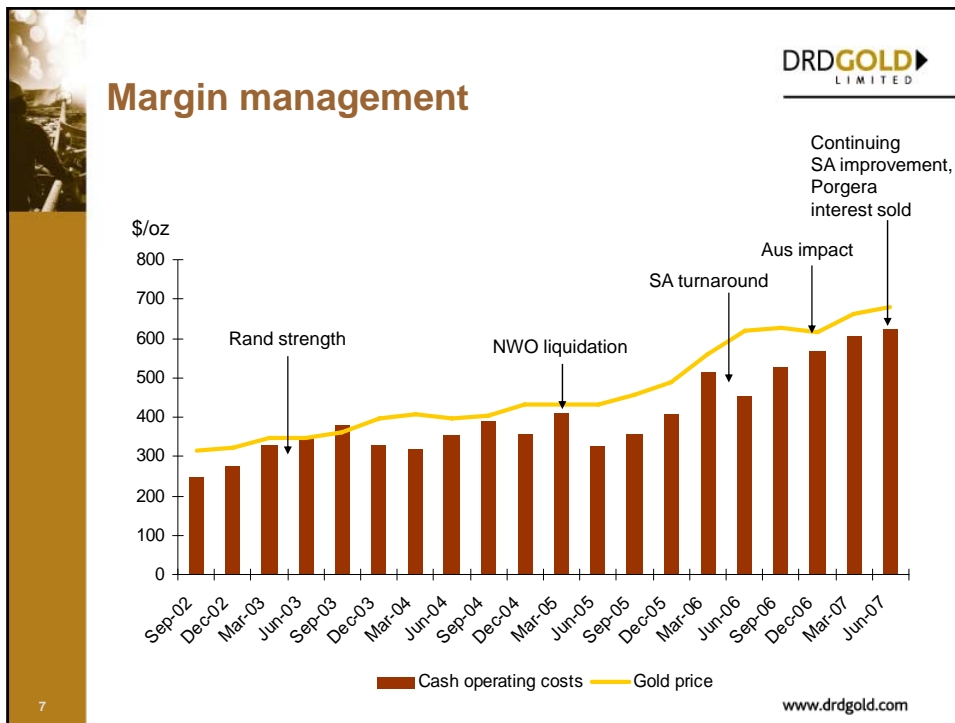
## Operational review for the year

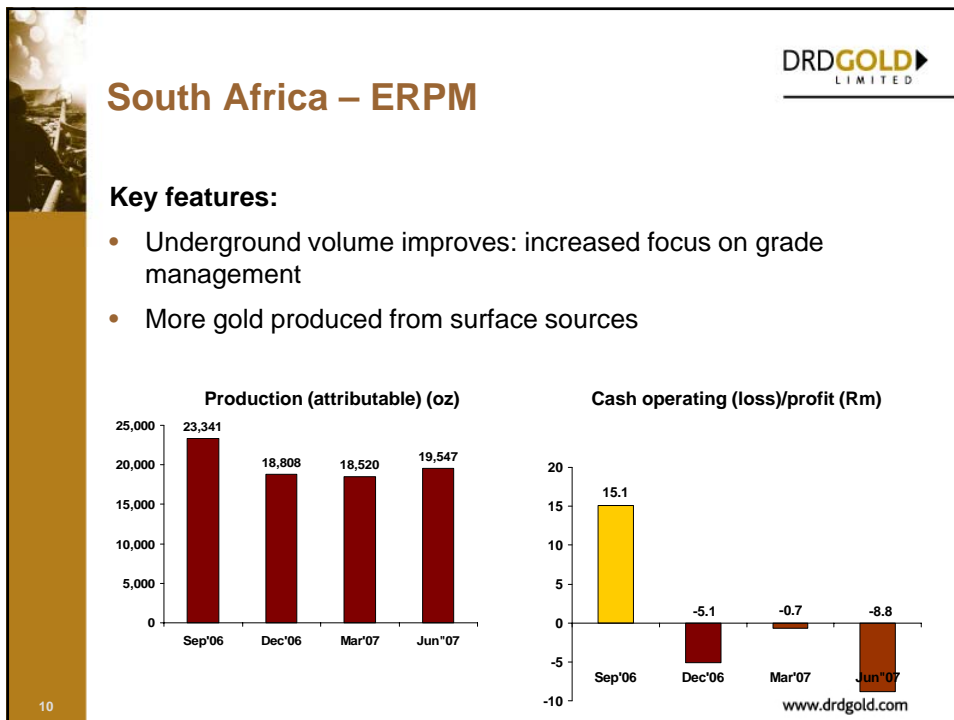
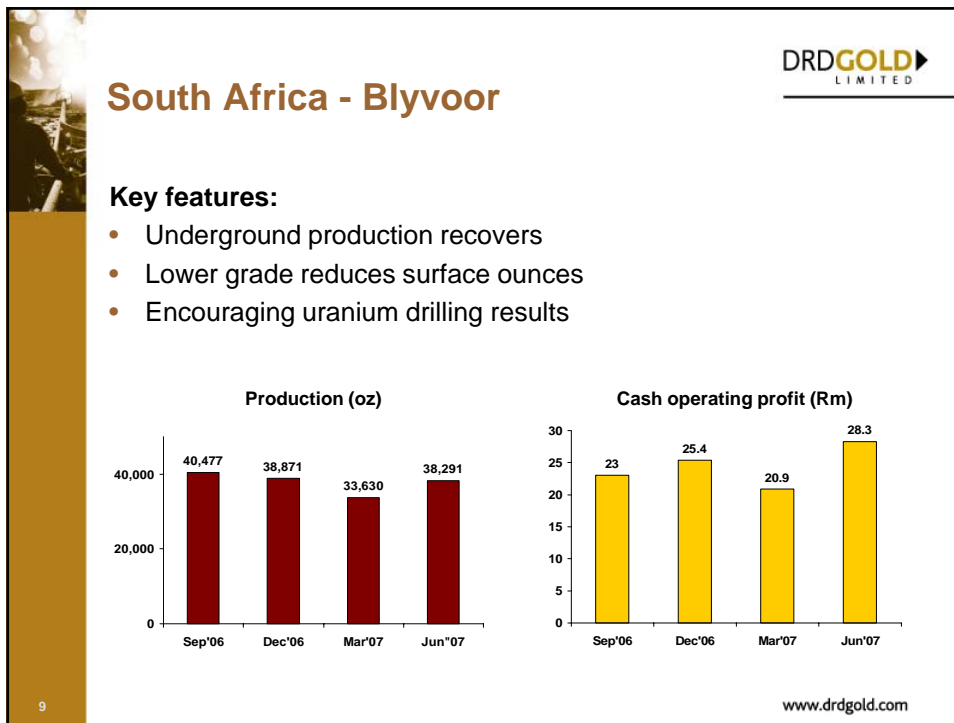
	Cash operating costs (US\$/Oz)	Production	Comment
<b>South Africa*</b>			
Blyvoor	547	151 269	Lower grade-higher volume plan
Crown	450	103 011	Infrastructure upgrades pay off
ERPM	641	80 216	Focus on volume, value drivers
Average/sub-total	540	334 496	
<b>Australasia**</b>			
Tolukuma	868	44 181	Mining, processing constraints reduce production
Porgera JV (20%)	450	71 570	Interest sold
Average/sub-total	610	115 751	
<b>Discontinued operation</b>			
Vatukoula	795	26 910	Closed; subsequently sold

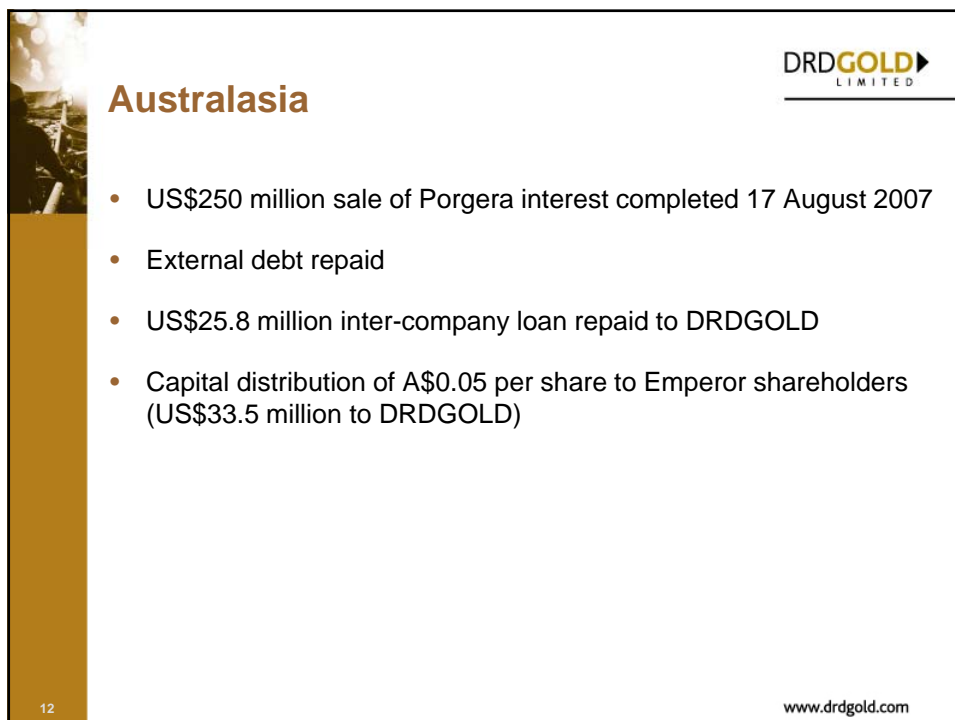
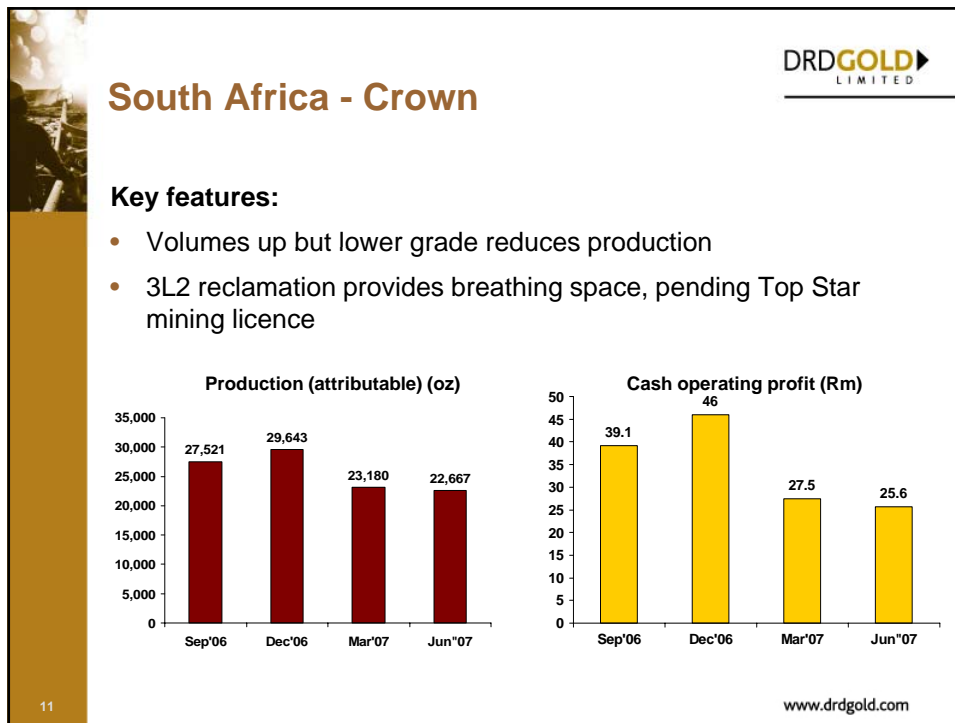
\* DRDGOLD 74%  
\*\* DRDGOLD 79%


www.drdgold.com

6









## DRDGOLD pro-forma balance sheet (post Porgera sale)

	R million
Non-current assets	785.3
Cash and cash equivalents	947.2
Other current assets	194.7
<b>Equity</b>	<b>1 106.5</b>
Long term liabilities	462.0
Current liabilities	358.7
<b>Current ratio</b>	<b>3.2</b>

13

www.drdgold.com



## Where we stand now

- Greatly strengthened DRDGOLD balance sheet post-Porgera sale offers platform for SA growth
- DRDGOLD SA increasingly stable
- Increased SA resources
- In South Africa, two JVs with Mintails SA
  - West Rand
  - East Rand
- SA uranium potential encouraging
  - now a project in its own right
  - attractive by-product, but not core asset
- Potential to exploit SA property portfolio value

14

www.drdgold.com



**Results for the quarter  
and year ended  
30 June 2007**

John Sayers, CEO, DRDGOLD  
Niel Pretorius, CEO DRDGOLD SA  
31 August 2007

**DRDGOLD** ▶  
LIMITED

[www.drdgold.com](http://www.drdgold.com)